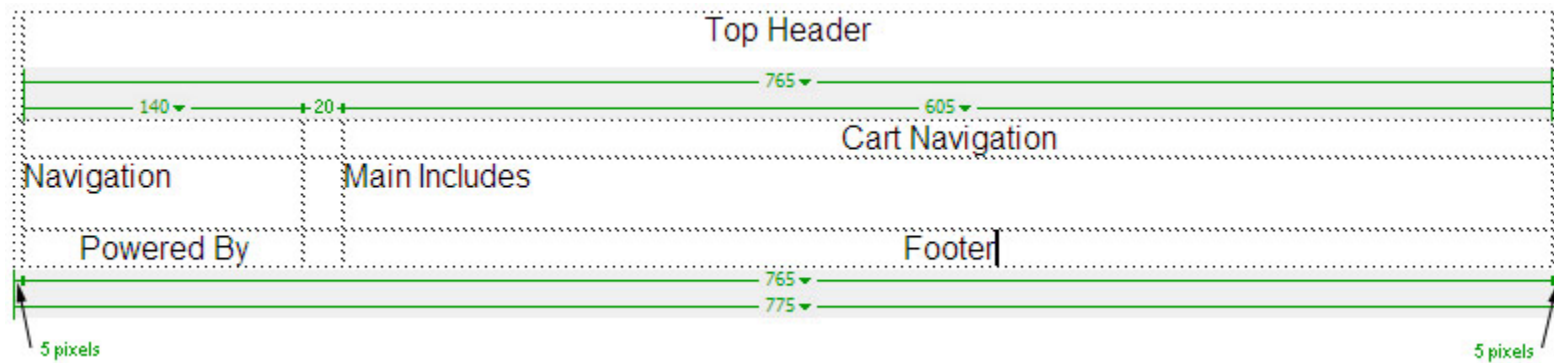



EtechGlobal Layout Examples

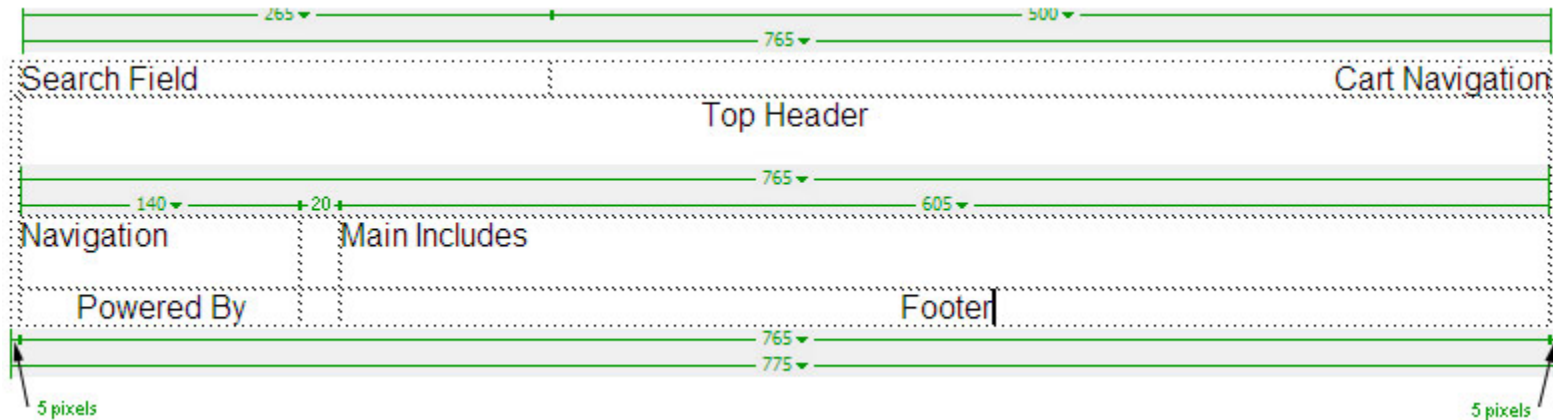
The example below is a typical centered site layout with shopping cart navigation. NOTE: The cart navigation could also go above the header. It can span the entire width (i.e. buttons) or just a small area. It can also include a search field if it spans the entire width.



The example below is a similar layout without the shopping cart navigation. NOTE: The footer can also be placed below the site.



The example below is a layout with the cart navigation at the top above the header. This example places a search field on the left and the cart navigation at the right.



As you can see by the examples above, the only element that needs to remain consistent throughout any design are the navigation/space/main includes (see image below). The space between the side navigation (buttons) and the Main Includes can vary, as long as the navigation is 140 pixels wide and there are at least 605 pixels reserved for the main includes. NOTE: If you leave more room for the main includes (i.e. 610 pixels) there will just be white space on the right edge, as the main includes are top/left justified in their own 605 pixel wide table.



As for the header and placement of other components... use your imagination! Although we have a basic layout for the navigation and buttons, the rest is quite flexible so your site can take on its own look and feel.